TOOLS FOR

Saw Applications

Saws

Scan this code to:

- Watch Videos
- How to Assemble a Saw and Arbor
- Tips and Tricks
- And More...

Featured Tools:

The K-Series Solves ALL Your Saw Problems

"The best saw we have ever used! It solved all our problems."

- Use any time the saw depth is more than 5x the saw thickness
- Double Concavity
- Alternate Tooth Chamfer
- Flat and Parallel Hubs

NAB

Page 136

15X Gripping Force



- 15X Gripping Force
- Built-In Spacers
- Keyways Available

TOOLS FOR Saw Applications

SAWS Standard	Coarse and Fine Pitch	121
SAWS Metric	Coarse and Fine Pitch	132
AB Arbors	Precision Stub Arbors	136
MSA Arbors	Precision Metric Stub Arbors	136
NAB Arbors	Precision Arbors NEW! 15X Gripping Force	136
CAPS	Extension Caps for AB Arbors NEW!	137
FLANGES	Gauge Tolerance Arbor Flanges	137



Quantity Discount

1–2 of a size . . . . . .Net

3–6 . . . . . Less 5%

7–24 . . . . . Less 10%

25 or more . . . . . Less 15%

Pricing Special Decimal Thicknesses

To price a saw thickness not listed in the catalog, use the price of the closest thicker standard saw.

Quantity discounts apply to special thicknesses.

Saws made for gangs with special tolerances are priced on application.

Special Note: Saws under .008" or .19 mm thickness are non-returnable.

SAWS

C-Series

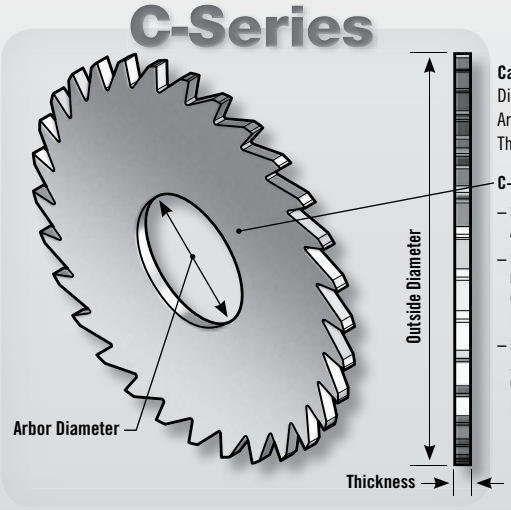

Carbide Saw Tolerances

Diameter	= +.002"/-.000"
Arbor Diameter	= +.0002"/+.0004"
Thickness	= +.0002"/-.0000"

C-Series Concavity

- **Saws .010" and under:** Are flat and parallel
- **Saw thickness (T) under .020":** Concavity (c) = .001" per inch per side
- **Saw thickness (T) .020" and over:** Concavity (c) = .002" per inch per side

NEW! K-Series

Use the K-Series if DOC is more than 5X saw thickness!



Formulas

INCH SIZES		
Surface Feet per Minute	=	RPM x .262 x Tool Diameter
RPM	=	Surface Feet per Minute x 3.82 / Tool Diameter
Feed Rate (in/min.)	=	RPM x Chip Load per Tooth x Number of Teeth
Chip Load Per Tooth	=	in/min. / RPM x Number of Teeth
in³/min	=	Width x Depth x Inches per Minute
Horsepower	=	1.341 x kW

METRIC SIZES		
Surface Meters per Minute	=	RPM x .00314 x Tool Diameter
RPM	=	Surface Meters per Minute x 318.057 / Tool Diameter
Feed Rate (mm/min.)	=	RPM x Chip Load per Tooth x Number of Teeth
Chip Load Per Tooth	=	mm/min. / RPM x Number of Teeth
cm³/min	=	Width (mm) x Depth (mm) x mm per Minute / 1000
Horsepower	=	1.341 x kW
kW	=	.7457 x Horsepower

RobbJack Saw Features

All RobbJack saws are designed for use individually and have concavity (dish). Saws which are to be assembled in gangs should have flat hubs (plus concavity to depth of cut) to assure spacing accuracy.

O.D. Tolerances:	+.002"/-.000"
Concavity:	See drawing above
Coarse Pitch:	(10º rake) for non-ferrous material
Fine Pitch:	(5º rake) for ferrous material
Gang Saws:	With integral hubs available
I.D. Tolerance:	+.0002"/+.0004" to assure proper arbor fit and for reduced O.D. runout
48 Hour Availability:	Any thickness from .008" to .250"
Thickness Tolerance:	+.0002"/-.000" to assure accuracy

Application Guidelines

For standard side concavity:	See C-Series diagram above
If depth of cut exceeds 3 times saw thickness:	Use Double standard concavity (.004" per inch per side) or K-Series
If depth of cut exceeds 5 times saw thickness:	Use K-Series Saws
Saw diameter concentricity:	Should be within .001" when assembled on arbor
When using more than one saw at a time:	A flat and parallel hub is used to ensure proper spacing
If steel flanges are used:	Select the largest diameter possible (see page 124)
Keyways:	Generally not used with solid carbide slitting saws, but are available upon request

Tooth Recommendations

Coarse Pitch

Coarse Tooth recommended for use in non-ferrous materials.

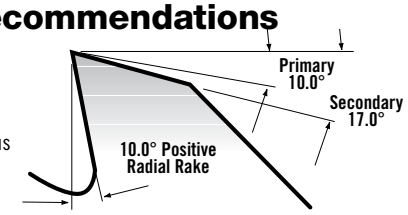

Fine Pitch

Fine Tooth recommended for use in ferrous materials.

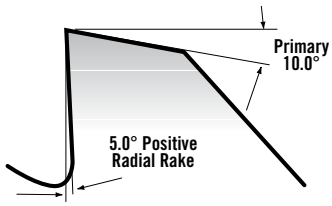

Conventional Milling vs. Climb Milling

RobbJack recommends Climb Milling (as opposed to Conventional Milling) for most applications (assuming back-lash control in the machine). Climb Milling generally allows better flute engagement in the material, resulting in more efficient machining and superior part finishes. Conventional Milling can lead to work hardening in some ferrous materials.

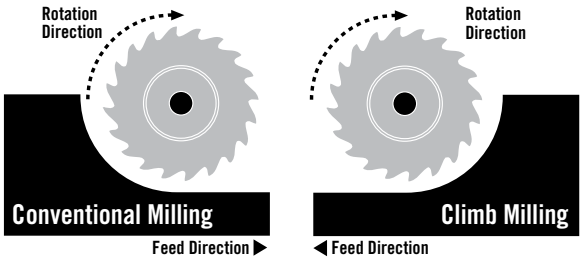

Saw Speeds & Feeds

Material	Max Axial Depth/Pass (Times Thickness)	Teeth	Inch: SFM Surface Feet/Minute	Inch: Chip Load per Tooth – Standard: Saw Thickness .002"-.031"	Inch: Saw Thickness .031"-.100"	Inch: Saw Thickness >.100"	Metric: SMM Surface Meters/Minute	Metric: Chip Load per Tooth – Metric: Saw Thickness .05mm-1.0mm	Metric: Saw Thickness 1.0mm-3.0mm	Metric: Saw Thickness >3.0mm
Aluminum / Non-Ferrous										
Ferrous										
2024	4	Coarse	3600	.000234"/.000273"	.000273"/.00052"	0.00052"	1100	.0059mm/.0069mm	.0069mm/.013mm	0.013mm
6061 (T1–T3)	4	Coarse	3600	.000234"/.000273"	.000273"/.00052"	0.00052"	1100	.0059mm/.0069mm	.0069mm/.013mm	0.013mm
6061 (T4–T6)	4	Coarse	3600	.000234"/.000273"	.000273"/.00052"	0.00052"	1100	.0059mm/.0069mm	.0069mm/.013mm	0.013mm
7075	4	Coarse	3600	.000234"/.000273"	.000273"/.00052"	0.00052"	1100	.0059mm/.0069mm	.0069mm/.013mm	0.013mm
Non-Ferrous										
Brass	4	Coarse	750	.000234"/.000273"	.000273"/.00052"	0.00052"	230	.0059mm/.0069mm	.0069mm/.013mm	0.013mm
Copper	4	Coarse	600	.000234"/.000273"	.000273"/.00052"	0.00052"	190	.0059mm/.0069mm	.0069mm/.013mm	0.013mm
Magnesium	4	Coarse	3600	.000234"/.000273"	.000273"/.00052"	0.00052"	1100	.0059mm/.0069mm	.0069mm/.013mm	0.013mm
Titanium, Steel and High-Temp Alloys										
Titanium										
Commercially Pure	2	Fine	700	.00018"/.00021"	.00021"/.0004"	0.0004"	210	.0046mm/.0053mm	.0053mm/.010mm	0.010mm
6AL-4V	2	Fine	350	.00018"/.00021"	.00021"/.0004"	0.0004"	105	.0046mm/.0053mm	.0053mm/.010mm	0.010mm
6AL-6V	2	Fine	230	.00018"/.00021"	.00021"/.0004"	0.0004"	70	.0046mm/.0053mm	.0053mm/.010mm	0.010mm
Steel										
1018–1020	4	Fine	350	.00018"/.00021"	.00021"/.0004"	0.0004"	110	.0046mm/.0053mm	.0053mm/.010mm	0.010mm
4130	2	Fine	260	.00018"/.00021"	.00021"/.0004"	0.0004"	80	.0046mm/.0053mm	.0053mm/.010mm	0.010mm
4140	2	Fine	220	.00018"/.00021"	.00021"/.0004"	0.0004"	70	.0046mm/.0053mm	.0053mm/.010mm	0.010mm
4340	2	Fine	280	.00018"/.00021"	.00021"/.0004"	0.0004"	90	.0046mm/.0053mm	.0053mm/.010mm	0.010mm
Tool Steel Annealed										
A2	2	Fine	350	.00018"/.00021"	.00021"/.0004"	0.0004"	110	.0046mm/.0053mm	.0053mm/.010mm	0.010mm
D2	2	Fine	260	.00018"/.00021"	.00021"/.0004"	0.0004"	80	.0046mm/.0053mm	.0053mm/.010mm	0.010mm
H13	2	Fine	230	.00018"/.00021"	.00021"/.0004"	0.0004"	70	.0046mm/.0053mm	.0053mm/.010mm	0.010mm
P20	2	Fine	350	.00018"/.00021"	.00021"/.0004"	0.0004"	110	.0046mm/.0053mm	.0053mm/.010mm	0.010mm
Stainless Steel										
303	2	Fine	500	.00018"/.00021"	.00021"/.0004"	0.0004"	150	.0046mm/.0053mm	.0053mm/.010mm	0.010mm
304	2	Fine	200	.00018"/.00021"	.00021"/.0004"	0.0004"	70	.0046mm/.0053mm	.0053mm/.010mm	0.010mm
316	2	Fine	240	.00018"/.00021"	.00021"/.0004"	0.0004"	75	.0046mm/.0053mm	.0053mm/.010mm	0.010mm
15-5/17-4 PH	2	Fine	200	.00018"/.00021"	.00021"/.0004"	0.0004"	60	.0046mm/.0053mm	.0053mm/.010mm	0.010mm
440C	2	Fine	200	.00018"/.00021"	.00021"/.0004"	0.0004"	60	.0046mm/.0053mm	.0053mm/.010mm	0.010mm
Inconel										
625 / 718	2	Fine	100	.00018"/.00021"	.00021"/.0004"	0.0004"	30	.0046mm/.0053mm	.0053mm/.010mm	0.010mm
Composites										
G10 Fiberglass/Polyester	4	Coarse	1000	.000234"/.000273"	.000273"/.00052"	0.00052"	300	.0059mm/.0069mm	.0069mm/.013mm	0.013mm
Graphite	4	Coarse	1000	.000234"/.000273"	.000273"/.00052"	0.00052"	300	.0059mm/.0069mm	.0069mm/.013mm	0.013mm
Graphite Fiber/Epoxy	4	Coarse	800	.000234"/.000273"	.000273"/.00052"	0.00052"	250	.0059mm/.0069mm	.0069mm/.013mm	0.013mm
Other Material Applications										
Cast Iron										
Ductile Iron	2	Fine	350	.00018"/.00021"	.00021"/.0004"	0.0004"	110	.0046mm/.0053mm	.0053mm/.010mm	0.010mm
Gray Cast Iron	2	Fine	500	.00018"/.00021"	.00021"/.0004"	0.0004"	150	.0046mm/.0053mm	.0053mm/.010mm	0.010mm
Wood & Plastics										
Wood	4	Coarse	3600	.000234"/.000273"	.000273"/.00052"	0.00052"	1100	.0059mm/.0069mm	.0069mm/.013mm	0.013mm
Plastics	4	Coarse	1600	.000234"/.000273"	.000273"/.00052"	0.00052"	400	.0059mm/.0069mm	.0069mm/.013mm	0.013mm

Saw Modifications

T-Process

T-Process is a honed edge we put on a saw to help eliminate chipping.

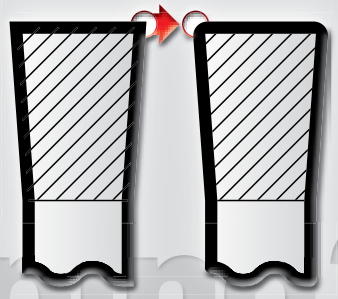

Chipping?

Pros: T-Process strengthens the edge, helps eliminate chipping and gives a smooth edge.
Cons: T-Process will bring up a burr in certain materials, it is not for materials that like a sharp edge, such as aluminum and plastics.

To order a RobbJack saw with a **T-Process**, use the existing standard *Part Number*, and add *-TP.*

Example: A 4" saw with a T-Process is Part Number:

C40-032-32-36-TP
See price sheet for pricing

Alternate Tooth Chamfer

Binding?

Alternate Tooth Chamfer is an alternating 45° grind on the teeth of the saw. It helps the saw from binding and aids in chip evacuation. Alternate Tooth Chamfer should be used on saws when the depth of cut is more than 5× the saw thickness and the saw is thicker than .020"

Use the New K-Series Part Number
(Please see Saw Section)

Hub



Slippage?

A saw Hub is a section of the saw where there is no concavity. It is a flat and parallel area that is the same thickness as the tooth cutting near the ID of the saw where the flange contacts the saw. Should be used on any saw that is used in cuts deeper than 3× the saw thickness. If the depth is more than 5× the saw thickness use with Alternate Tooth Chamfer, specify the K-Series Part Number.

Pros: Better surface contact with the flange of the arbor, saws run very true, reduces slippage problems

Cons: None

To order a RobbJack saw with a **Hub**, use the existing standard *Part Number*, and add *-H,* followed by *Hub Diameter.*

Example:
4" saw with a 2.000" diameter hub

C40-032-32-36-H 2.000"
See price sheet for pricing

Keyway

A saw Keyway not usually recommended on saws thinner than .125" thick. If there are slippage problems you may first want to try a hub if the thickness is less than .125" thick.

High Torque Cuts?

Pros: Helps eliminate slippage problems on thick saws in high torque cuts

Cons: Can cause stress risers and cracks in saws thinner than .125" thick

To order a RobbJack saw with a **Keyway**, use the existing standard *Part Number*, and add *-K.*

Example:
4" saw with a 1/4" keyway

C40-125-32-36-K
See price sheet for pricing

Solid Carbide SAWS

3/4" Diameter 1/4" Arbor

Proper Max Depth of Cut:
Using AB Arbor = .075"
Using NAB Arbor = .040"

Al Aluminum | Cu Copper | Mg Magnesium | Plastics | Composites | Brass

Use if DOC is more than 5X saw thickness

10 TEETH

Saw Thickness	Standard Concavity	Double Concavity Alternative Tooth Chamfer ½" HUB Diameter
.0020"	C07-002-08-10	
.0040"	C07-004-08-10	
.0060"	C07-006-08-10	
.0080"	C07-008-08-10	
.0100"	C07-010-08-10	
.0120"	C07-012-08-10	–
.0140"	C07-014-08-10	–
.0156"	C07-016-08-10	–
.0180"	C07-018-08-10	–
.0200"	C07-020-08-10	K07-020-08-10
.0230"	C07-023-08-10	K07-023-08-10
.0250"	C07-025-08-10	K07-025-08-10
.0280"	C07-028-08-10	K07-028-08-10
.0312"	C07-032-08-10	K07-032-08-10
.0350"	C07-035-08-10	K07-035-08-10
.0400"	C07-040-08-10	K07-040-08-10
.0468"	C07-045-08-10	K07-045-08-10
.0510"	C07-051-08-10	K07-051-08-10
.0625"	C07-062-08-10	K07-062-08-10
.0781"	C07-078-08-10	K07-078-08-10
.0937"	C07-092-08-10	K07-092-08-10
.1250"	C07-125-08-10	K07-125-08-10
.1562"	C07-156-08-10	K07-156-08-10
.1875"	C07-187-08-10	K07-187-08-10
.2500"	C07-250-08-10	K07-250-08-10

Any Saw Thickness Available

Ti Titanium | Cast Iron | Steel | Stainless Steel | Super Alloys

Use if DOC is more than 5X saw thickness

20 TEETH

Saw Thickness	Standard Concavity	Double Concavity Alternative Tooth Chamfer ½" HUB Diameter
.0020"	C07-002-08-20	
.0040"	C07-004-08-20	
.0060"	C07-006-08-20	
.0080"	C07-008-08-20	
.0100"	C07-010-08-20	
.0120"	C07-012-08-20	–
.0140"	C07-014-08-20	–
.0156"	C07-016-08-20	–
.0180"	C07-018-08-20	–
.0200"	C07-020-08-20	K07-020-08-20
.0230"	C07-023-08-20	K07-023-08-20
.0250"	C07-025-08-20	K07-025-08-20
.0280"	C07-028-08-20	K07-028-08-20
.0312"	C07-032-08-20	K07-032-08-20
.0350"	C07-035-08-20	K07-035-08-20
.0400"	C07-040-08-20	K07-040-08-20
.0468"	C07-045-08-20	K07-045-08-20
.0510"	C07-051-08-20	K07-051-08-20
.0625"	C07-062-08-20	K07-062-08-20
.0781"	C07-078-08-20	K07-078-08-20
.0937"	C07-092-08-20	K07-092-08-20
.1250"	C07-125-08-20	K07-125-08-20
.1562"	C07-156-08-20	K07-156-08-20
.1875"	C07-187-08-20	K07-187-08-20
.2500"	C07-250-08-20	K07-250-08-20

Any Saw Thickness Available

Solid carbide spacers and flanges for 3/4" saws are available with 1/4" arbor holes in diameters ranging from .500" to .700" and thicknesses from .002" to .250". Call for price and delivery.

1" Diameter 3/8" Arbor

Proper Max Depth of Cut:
Using AB Arbor = .1375"
Using NAB Arbor = .095"

Al Aluminum | Cu Copper | Mg Magnesium | Plastics | Composites | Brass

Use if DOC is more than 5X saw thickness

12 TEETH

Saw Thickness	Standard Concavity	Double Concavity Alternative Tooth Chamfer 5/8" HUB Diameter
.0020"	C10-002-12-12	
.0040"	C10-004-12-12	
.0060"	C10-006-12-12	
.0080"	C10-008-12-12	
.0100"	C10-010-12-12	
.0120"	C10-012-12-12	–
.0140"	C10-014-12-12	–
.0156"	C10-016-12-12	–
.0180"	C10-018-12-12	–
.0200"	C10-020-12-12	K10-020-12-12
.0230"	C10-023-12-12	K10-023-12-12
.0250"	C10-025-12-12	K10-025-12-12
.0280"	C10-028-12-12	K10-028-12-12
.0312"	C10-032-12-12	K10-032-12-12
.0350"	C10-035-12-12	K10-035-12-12
.0400"	C10-040-12-12	K10-040-12-12
.0468"	C10-045-12-12	K10-045-12-12
.0510"	C10-051-12-12	K10-051-12-12
.0625"	C10-062-12-12	K10-062-12-12
.0781"	C10-078-12-12	K10-078-12-12
.0937"	C10-092-12-12	K10-092-12-12
.1250"	C10-125-12-12	K10-125-12-12
.1562"	C10-156-12-12	K10-156-12-12
.1875"	C10-187-12-12	K10-187-12-12
.2500"	C10-250-12-12	K10-250-12-12

Ti Titanium | Cast Iron | Steel | Stainless Steel | Super Alloys

Use if DOC is more than 5X saw thickness

24 TEETH

Saw Thickness	Standard Concavity	Double Concavity Alternative Tooth Chamfer 5/8" HUB Diameter
.0020"	C10-002-12-24	
.0040"	C10-004-12-24	
.0060"	C10-006-12-24	
.0080"	C10-008-12-24	
.0100"	C10-010-12-24	
.0120"	C10-012-12-24	–
.0140"	C10-014-12-24	–
.0156"	C10-016-12-24	–
.0180"	C10-018-12-24	–
.0200"	C10-020-12-24	K10-020-12-24
.0230"	C10-023-12-24	K10-023-12-24
.0250"	C10-025-12-24	K10-025-12-24
.0280"	C10-028-12-24	K10-028-12-24
.0312"	C10-032-12-24	K10-032-12-24
.0350"	C10-035-12-24	K10-035-12-24
.0400"	C10-040-12-24	K10-040-12-24
.0468"	C10-045-12-24	K10-045-12-24
.0510"	C10-051-12-24	K10-051-12-24
.0625"	C10-062-12-24	K10-062-12-24
.0781"	C10-078-12-24	K10-078-12-24
.0937"	C10-092-12-24	K10-092-12-24
.1250"	C10-125-12-24	K10-125-12-24
.1562"	C10-156-12-24	K10-156-12-24
.1875"	C10-187-12-24	K10-187-12-24
.2500"	C10-250-12-24	K10-250-12-24

Solid carbide spacers and flanges for 1" saws are available with 3/8" arbor holes in diameters ranging from .650" to .950" and thicknesses from .002" to .250". Call for price and delivery.

SAWS Solid Carbide

1¼" Diameter ½" Arbor

Proper Max Depth of Cut:
Using AB Arbor = .200"
Using NAB Arbor = .1475"

Al Aluminum | Cu Copper | Mg Magnesium | Plastics Plastics | Composites | Brass Brass

Use if DOC is more than 5X saw thickness

16 TEETH		Double Concavity Alternative Tooth Chamfer 3/4" HUB Diameter
Saw Thickness	Standard Concavity	
.0020"	C12-002-16-16	
.0040"	C12-004-16-16	
.0060"	C12-006-16-16	
.0080"	C12-008-16-16	
.0100"	C12-010-16-16	
.0120"	C12-012-16-16	–
.0140"	C12-014-16-16	–
.0156"	C12-016-16-16	–
.0180"	C12-018-16-16	–
.0200"	C12-020-16-16	K12-020-16-16
.0230"	C12-023-16-16	K12-023-16-16
.0250"	C12-025-16-16	K12-025-16-16
.0280"	C12-028-16-16	K12-028-16-16
.0312"	C12-032-16-16	K12-032-16-16
.0350"	C12-035-16-16	K12-035-16-16
.0400"	C12-040-16-16	K12-040-16-16
.0468"	C12-045-16-16	K12-045-16-16
.0510"	C12-051-16-16	K12-051-16-16
.0625"	C12-062-16-16	K12-062-16-16
.0781"	C12-078-16-16	K12-078-16-16
.0937"	C12-092-16-16	K12-092-16-16
.1250"	C12-125-16-16	K12-125-16-16
.1562"	C12-156-16-16	K12-156-16-16
.1875"	C12-187-16-16	K12-187-16-16
.2500"	C12-250-16-16	K12-250-16-16

Any Saw Thickness Available

Ti Titanium | Cast Iron Cast Iron | Steel Steel | Stainless Steel Stainless Steel | SUPER Alloys Super Alloys

Use if DOC is more than 5X saw thickness

36 TEETH		Double Concavity Alternative Tooth Chamfer 3/4" HUB Diameter
Saw Thickness	Standard Concavity	
.0020"	C12-002-16-36	
.0040"	C12-004-16-36	
.0060"	C12-006-16-36	
.0080"	C12-008-16-36	
.0100"	C12-010-16-36	
.0120"	C12-012-16-36	–
.0140"	C12-014-16-36	–
.0156"	C12-016-16-36	–
.0180"	C12-018-16-36	–
.0200"	C12-020-16-36	K12-020-16-36
.0230"	C12-023-16-36	K12-023-16-36
.0250"	C12-025-16-36	K12-025-16-36
.0280"	C12-028-16-36	K12-028-16-36
.0312"	C12-032-16-36	K12-032-16-36
.0350"	C12-035-16-36	K12-035-16-36
.0400"	C12-040-16-36	K12-040-16-36
.0468"	C12-045-16-36	K12-045-16-36
.0510"	C12-051-16-36	K12-051-16-36
.0625"	C12-062-16-36	K12-062-16-36
.0781"	C12-078-16-36	K12-078-16-36
.0937"	C12-092-16-36	K12-092-16-36
.1250"	C12-125-16-36	K12-125-16-36
.1562"	C12-156-16-36	K12-156-16-36
.1875"	C12-187-16-36	K12-187-16-36
.2500"	C12-250-16-36	K12-250-16-36



Any Saw Thickness Available

Solid carbide spacers and flanges for 1-1/4" saws are available with 1/2" arbor holes in diameters ranging from .750" to 1.200" and thicknesses from .002" to .250". Call for price and delivery.

1½" Diameter ½" Arbor

Proper Max Depth of Cut:
Using AB Arbor = .325"
Using NAB Arbor = .2725"

Al Aluminum | Cu Copper | Mg Magnesium | Plastics Plastics | Composites | Brass Brass

Use if DOC is more than 5X saw thickness

16 TEETH		Double Concavity Alternative Tooth Chamfer 3/4" HUB Diameter
Saw Thickness	Standard Concavity	
.0020"	C15-002-16-16	
.0040"	C15-004-16-16	
.0060"	C15-006-16-16	
.0080"	C15-008-16-16	
.0100"	C15-010-16-16	
.0120"	C15-012-16-16	–
.0140"	C15-014-16-16	–
.0156"	C15-016-16-16	–
.0180"	C15-018-16-16	–
.0200"	C15-020-16-16	K15-020-16-16
.0230"	C15-023-16-16	K15-023-16-16
.0250"	C15-025-16-16	K15-025-16-16
.0280"	C15-028-16-16	K15-028-16-16
.0312"	C15-032-16-16	K15-032-16-16
.0350"	C15-035-16-16	K15-035-16-16
.0400"	C15-040-16-16	K15-040-16-16
.0468"	C15-045-16-16	K15-045-16-16
.0510"	C15-051-16-16	K15-051-16-16
.0625"	C15-062-16-16	K15-062-16-16
.0781"	C15-078-16-16	K15-078-16-16
.0937"	C15-092-16-16	K15-092-16-16
.1250"	C15-125-16-16	K15-125-16-16
.1562"	C15-156-16-16	K15-156-16-16
.1875"	C15-187-16-16	K15-187-16-16
.2500"	C15-250-16-16	K15-250-16-16

Ti Titanium | Cast Iron Cast Iron | Steel Steel | Stainless Steel Stainless Steel | SUPER Alloys Super Alloys

Use if DOC is more than 5X saw thickness

36 TEETH		Double Concavity Alternative Tooth Chamfer 3/4" HUB Diameter
Saw Thickness	Standard Concavity	
.0020"	C15-002-16-36	
.0040"	C15-004-16-36	
.0060"	C15-006-16-36	
.0080"	C15-008-16-36	
.0100"	C15-010-16-36	
.0120"	C15-012-16-36	–
.0140"	C15-014-16-36	–
.0156"	C15-016-16-36	–
.0180"	C15-018-16-36	–
.0200"	C15-020-16-36	K15-020-16-36
.0230"	C15-023-16-36	K15-023-16-36
.0250"	C15-025-16-36	K15-025-16-36
.0280"	C15-028-16-36	K15-028-16-36
.0312"	C15-032-16-36	K15-032-16-36
.0350"	C15-035-16-36	K15-035-16-36
.0400"	C15-040-16-36	K15-040-16-36
.0468"	C15-045-16-36	K15-045-16-36
.0510"	C15-051-16-36	K15-051-16-36
.0625"	C15-062-16-36	K15-062-16-36
.0781"	C15-078-16-36	K15-078-16-36
.0937"	C15-092-16-36	K15-092-16-36
.1250"	C15-125-16-36	K15-125-16-36
.1562"	C15-156-16-36	K15-156-16-36
.1875"	C15-187-16-36	K15-187-16-36
.2500"	C15-250-16-36	K15-250-16-36

Solid carbide spacers and flanges for 1-1/2" saws are available with 1/2" arbor holes in diameters ranging from .750" to 1.400" and thicknesses from .002" to .250". Call for price and delivery.

Solid Carbide SAWS

1 3/4" Diameter 1/2" Arbor

Proper Max Depth of Cut:
Using AB Arbor = .450"
Using NAB Arbor = .3975"

Al Aluminum | Cu Copper | Mg Magnesium | Plastics Plastics | Composites | Brass Brass

Use if DOC is more than 5X saw thickness

24 TEETH		Double Concavity Alternative Tooth Chamfer 3/4" HUB Diameter
Saw Thickness	Standard Concavity	
.0020"	C17-002-16-24	
.0040"	C17-004-16-24	
.0060"	C17-006-16-24	
.0080"	C17-008-16-24	
.0100"	C17-010-16-24	
.0120"	C17-012-16-24	–
.0140"	C17-014-16-24	–
.0156"	C17-016-16-24	–
.0180"	C17-018-16-24	–
.0200"	C17-020-16-24	K17-020-16-24
.0230"	C17-023-16-24	K17-023-16-24
.0250"	C17-025-16-24	K17-025-16-24
.0280"	C17-028-16-24	K17-028-16-24
.0312"	C17-032-16-24	K17-032-16-24
.0350"	C17-035-16-24	K17-035-16-24
.0400"	C17-040-16-24	K17-040-16-24
.0468"	C17-045-16-24	K17-045-16-24
.0510"	C17-051-16-24	K17-051-16-24
.0625"	C17-062-16-24	K17-062-16-24
.0781"	C17-078-16-24	K17-078-16-24
.0937"	C17-092-16-24	K17-092-16-24
.1250"	C17-125-16-24	K17-125-16-24
.1562"	C17-156-16-24	K17-156-16-24
.1875"	C17-187-16-24	K17-187-16-24
.2500"	C17-250-16-24	K17-250-16-24

Any Saw Thickness Available

Ti Titanium | Cast Iron Cast Iron | Steel Steel | Stainless Steel Stainless Steel | SUPER Alloys Super Alloys

Use if DOC is more than 5X saw thickness

36 TEETH		Double Concavity Alternative Tooth Chamfer 3/4" HUB Diameter
Saw Thickness	Standard Concavity	
.0020"	C17-002-16-36	
.0040"	C17-004-16-36	
.0060"	C17-006-16-36	
.0080"	C17-008-16-36	
.0100"	C17-010-16-36	
.0120"	C17-012-16-36	–
.0140"	C17-014-16-36	–
.0156"	C17-016-16-36	–
.0180"	C17-018-16-36	–
.0200"	C17-020-16-36	K17-020-16-36
.0230"	C17-023-16-36	K17-023-16-36
.0250"	C17-025-16-36	K17-025-16-36
.0280"	C17-028-16-36	K17-028-16-36
.0312"	C17-032-16-36	K17-032-16-36
.0350"	C17-035-16-36	K17-035-16-36
.0400"	C17-040-16-36	K17-040-16-36
.0468"	C17-045-16-36	K17-045-16-36
.0510"	C17-051-16-36	K17-051-16-36
.0625"	C17-062-16-36	K17-062-16-36
.0781"	C17-078-16-36	K17-078-16-36
.0937"	C17-092-16-36	K17-092-16-36
.1250"	C17-125-16-36	K17-125-16-36
.1562"	C17-156-16-36	K17-156-16-36
.1875"	C17-187-16-36	K17-187-16-36
.2500"	C17-250-16-36	K17-250-16-36

Any Saw Thickness Available

Solid carbide spacers and flanges for 1-3/4" saws are available with 1/2" arbor holes in diameters ranging from .750" to 1.650" and thicknesses from .002" to .250". Call for price and delivery.

1 3/4" Diameter 5/8" Arbor

Proper Max Depth of Cut:
Using AB Arbor = .325"
Using NAB Arbor = .2875"

Al Aluminum | Cu Copper | Mg Magnesium | Plastics Plastics | Composites | Brass Brass

Use if DOC is more than 5X saw thickness

24 TEETH		Double Concavity Alternative Tooth Chamfer 1" HUB Diameter
Saw Thickness	Standard Concavity	
.0020"	C17-002-20-24	
.0040"	C17-004-20-24	
.0060"	C17-006-20-24	
.0080"	C17-008-20-24	
.0100"	C17-010-20-24	
.0120"	C17-012-20-24	–
.0140"	C17-014-20-24	–
.0156"	C17-016-20-24	–
.0180"	C17-018-20-24	–
.0200"	C17-020-20-24	K17-020-20-24
.0230"	C17-023-20-24	K17-023-20-24
.0250"	C17-025-20-24	K17-025-20-24
.0280"	C17-028-20-24	K17-028-20-24
.0312"	C17-032-20-24	K17-032-20-24
.0350"	C17-035-20-24	K17-035-20-24
.0400"	C17-040-20-24	K17-040-20-24
.0468"	C17-045-20-24	K17-045-20-24
.0510"	C17-051-20-24	K17-051-20-24
.0625"	C17-062-20-24	K17-062-20-24
.0781"	C17-078-20-24	K17-078-20-24
.0937"	C17-092-20-24	K17-092-20-24
.1250"	C17-125-20-24	K17-125-20-24
.1562"	C17-156-20-24	K17-156-20-24
.1875"	C17-187-20-24	K17-187-20-24
.2500"	C17-250-20-24	K17-250-20-24

Ti Titanium | Cast Iron Cast Iron | Steel Steel | Stainless Steel Stainless Steel | SUPER Alloys Super Alloys

Use if DOC is more than 5X saw thickness

36 TEETH		Double Concavity Alternative Tooth Chamfer 1" HUB Diameter
Saw Thickness	Standard Concavity	
.0020"	C17-002-20-36	
.0040"	C17-004-20-36	
.0060"	C17-006-20-36	
.0080"	C17-008-20-36	
.0100"	C17-010-20-36	
.0120"	C17-012-20-36	–
.0140"	C17-014-20-36	–
.0156"	C17-016-20-36	–
.0180"	C17-018-20-36	–
.0200"	C17-020-20-36	K17-020-20-36
.0230"	C17-023-20-36	K17-023-20-36
.0250"	C17-025-20-36	K17-025-20-36
.0280"	C17-028-20-36	K17-028-20-36
.0312"	C17-032-20-36	K17-032-20-36
.0350"	C17-035-20-36	K17-035-20-36
.0400"	C17-040-20-36	K17-040-20-36
.0468"	C17-045-20-36	K17-045-20-36
.0510"	C17-051-20-36	K17-051-20-36
.0625"	C17-062-20-36	K17-062-20-36
.0781"	C17-078-20-36	K17-078-20-36
.0937"	C17-092-20-36	K17-092-20-36
.1250"	C17-125-20-36	K17-125-20-36
.1562"	C17-156-20-36	K17-156-20-36
.1875"	C17-187-20-36	K17-187-20-36
.2500"	C17-250-20-36	K17-250-20-36

Solid carbide spacers and flanges for 1-3/4" saws are available with 5/8" arbor holes in diameters ranging from .875" to 1.650" and thicknesses from .002" to .250". Call for price and delivery.

SAWS Solid Carbide

1¾" Diameter 7/8" Arbor

Proper Max Depth of Cut:
Using AB Arbor = .200"
Using NAB Arbor = .108"

Al Aluminum | Cu Copper | Mg Magnesium | Plastics | Composites | Brass

Use if DOC is more than 5X saw thickness

24 TEETH

Saw Thickness	Standard Concavity	Double Concavity Alternative Tooth Chamfer 1-1/4" HUB Diameter
.0020"	C17-002-28-24	
.0040"	C17-004-28-24	
.0060"	C17-006-28-24	
.0080"	C17-008-28-24	
.0100"	C17-010-28-24	
.0120"	C17-012-28-24	–
.0140"	C17-014-28-24	–
.0156"	C17-016-28-24	–
.0180"	C17-018-28-24	–
.0200"	C17-020-28-24	K17-020-28-24
.0230"	C17-023-28-24	K17-023-28-24
.0250"	C17-025-28-24	K17-025-28-24
.0280"	C17-028-28-24	K17-028-28-24
.0312"	C17-032-28-24	K17-032-28-24
.0350"	C17-035-28-24	K17-035-28-24
.0400"	C17-040-28-24	K17-040-28-24
.0468"	C17-045-28-24	K17-045-28-24
.0510"	C17-051-28-24	K17-051-28-24
.0625"	C17-062-28-24	K17-062-28-24
.0781"	C17-078-28-24	K17-078-28-24
.0937"	C17-092-28-24	K17-092-28-24
.1250"	C17-125-28-24	K17-125-28-24
.1562"	C17-156-28-24	K17-156-28-24
.1875"	C17-187-28-24	K17-187-28-24
.2500"	C17-250-28-24	K17-250-28-24

Any Saw Thickness Available

Ti Titanium | Cast Iron | Steel | Stainless Steel | Super Alloys

Use if DOC is more than 5X saw thickness

36 TEETH

Saw Thickness	Standard Concavity	Double Concavity Alternative Tooth Chamfer 1-1/4" HUB Diameter
.0020"	C17-002-28-36	
.0040"	C17-004-28-36	
.0060"	C17-006-28-36	
.0080"	C17-008-28-36	
.0100"	C17-010-28-36	
.0120"	C17-012-28-36	–
.0140"	C17-014-28-36	–
.0156"	C17-016-28-36	–
.0180"	C17-018-28-36	–
.0200"	C17-020-28-36	K17-020-28-36
.0230"	C17-023-28-36	K17-023-28-36
.0250"	C17-025-28-36	K17-025-28-36
.0280"	C17-028-28-36	K17-028-28-36
.0312"	C17-032-28-36	K17-032-28-36
.0350"	C17-035-28-36	K17-035-28-36
.0400"	C17-040-28-36	K17-040-28-36
.0468"	C17-045-28-36	K17-045-28-36
.0510"	C17-051-28-36	K17-051-28-36
.0625"	C17-062-28-36	K17-062-28-36
.0781"	C17-078-28-36	K17-078-28-36
.0937"	C17-092-28-36	K17-092-28-36
.1250"	C17-125-28-36	K17-125-28-36
.1562"	C17-156-28-36	K17-156-28-36
.1875"	C17-187-28-36	K17-187-28-36
.2500"	C17-250-28-36	K17-250-28-36

Any Saw Thickness Available

Solid carbide spacers and flanges for 1-3/4" saws are available with 7/8" arbor holes in diameters ranging from 1.125" to 1.650" and thicknesses from .002" to .250". Call for price and delivery.

2" Diameter 1/2" Arbor

Proper Max Depth of Cut:
Using AB Arbor = .575"
Using NAB Arbor = .5225"

Al Aluminum | Cu Copper | Mg Magnesium | Plastics | Composites | Brass

Use if DOC is more than 5X saw thickness

24 TEETH

Saw Thickness	Standard Concavity	Double Concavity Alternative Tooth Chamfer 3/4" HUB Diameter
.0020"	C20-002-16-24	
.0040"	C20-004-16-24	
.0060"	C20-006-16-24	
.0080"	C20-008-16-24	
.0100"	C20-010-16-24	
.0120"	C20-012-16-24	–
.0140"	C20-014-16-24	–
.0156"	C20-016-16-24	–
.0180"	C20-018-16-24	–
.0200"	C20-020-16-24	K20-020-16-24
.0230"	C20-023-16-24	K20-023-16-24
.0250"	C20-025-16-24	K20-025-16-24
.0280"	C20-028-16-24	K20-028-16-24
.0312"	C20-032-16-24	K20-032-16-24
.0350"	C20-035-16-24	K20-035-16-24
.0400"	C20-040-16-24	K20-040-16-24
.0468"	C20-045-16-24	K20-045-16-24
.0510"	C20-051-16-24	K20-051-16-24
.0625"	C20-062-16-24	K20-062-16-24
.0781"	C20-078-16-24	K20-078-16-24
.0937"	C20-092-16-24	K20-092-16-24
.1250"	C20-125-16-24	K20-125-16-24
.1562"	C20-156-16-24	K20-156-16-24
.1875"	C20-187-16-24	K20-187-16-24
.2500"	C20-250-16-24	K20-250-16-24

Ti Titanium | Cast Iron | Steel | Stainless Steel | Super Alloys

Use if DOC is more than 5X saw thickness

48 TEETH

Saw Thickness	Standard Concavity	Double Concavity Alternative Tooth Chamfer 3/4" HUB Diameter
.0020"	C20-002-16-48	
.0040"	C20-004-16-48	
.0060"	C20-006-16-48	
.0080"	C20-008-16-48	
.0100"	C20-010-16-48	
.0120"	C20-012-16-48	–
.0140"	C20-014-16-48	–
.0156"	C20-016-16-48	–
.0180"	C20-018-16-48	–
.0200"	C20-020-16-48	K20-020-16-48
.0230"	C20-023-16-48	K20-023-16-48
.0250"	C20-025-16-48	K20-025-16-48
.0280"	C20-028-16-48	K20-028-16-48
.0312"	C20-032-16-48	K20-032-16-48
.0350"	C20-035-16-48	K20-035-16-48
.0400"	C20-040-16-48	K20-040-16-48
.0468"	C20-045-16-48	K20-045-16-48
.0510"	C20-051-16-48	K20-051-16-48
.0625"	C20-062-16-48	K20-062-16-48
.0781"	C20-078-16-48	K20-078-16-48
.0937"	C20-092-16-48	K20-092-16-48
.1250"	C20-125-16-48	K20-125-16-48
.1562"	C20-156-16-48	K20-156-16-48
.1875"	C20-187-16-48	K20-187-16-48
.2500"	C20-250-16-48	K20-250-16-48

Solid carbide spacers and flanges for 2" saws are available with 1/2" arbor holes in diameters ranging from .750" to 1.900" and thicknesses from .004" to .250". Call for price and delivery.

Solid Carbide SAWS

2" Diameter 1" Arbor

Proper Max Depth of Cut:
Using AB Arbor = .200"
Using NAB Arbor = .210"

Al Aluminum | Cu Copper | Mg Magnesium | Plastics Plastics | Composites | Brass Brass

Use if DOC is more than 5X saw thickness

24 TEETH

Saw Thickness	Standard Concavity	Double Concavity Alternative Tooth Chamfer 1-1/2" HUB Diameter
.0020"	C20-002-32-24	
.0040"	C20-004-32-24	
.0060"	C20-006-32-24	
.0080"	C20-008-32-24	
.0100"	C20-010-32-24	
.0120"	C20-012-32-24	–
.0140"	C20-014-32-24	–
.0156"	C20-016-32-24	–
.0180"	C20-018-32-24	–
.0200"	C20-020-32-24	K20-020-32-24
.0230"	C20-023-32-24	K20-023-32-24
.0250"	C20-025-32-24	K20-025-32-24
.0280"	C20-028-32-24	K20-028-32-24
.0312"	C20-032-32-24	K20-032-32-24
.0350"	C20-035-32-24	K20-035-32-24
.0400"	C20-040-32-24	K20-040-32-24
.0468"	C20-045-32-24	K20-045-32-24
.0510"	C20-051-32-24	K20-051-32-24
.0625"	C20-062-32-24	K20-062-32-24
.0781"	C20-078-32-24	K20-078-32-24
.0937"	C20-092-32-24	K20-092-32-24
.1250"	C20-125-32-24	K20-125-32-24
.1562"	C20-156-32-24	K20-156-32-24
.1875"	C20-187-32-24	K20-187-32-24
.2500"	C20-250-32-24	K20-250-32-24

Any Saw Thickness Available

Ti Titanium | Cast Iron Cast Iron | Steel Steel | Stainless Steel Stainless Steel | Super Alloys Super Alloys

Use if DOC is more than 5X saw thickness

48 TEETH

Saw Thickness	Standard Concavity	Double Concavity Alternative Tooth Chamfer 1-1/2" HUB Diameter
.0020"	C20-002-32-48	
.0040"	C20-004-32-48	
.0060"	C20-006-32-48	
.0080"	C20-008-32-48	
.0100"	C20-010-32-48	
.0120"	C20-012-32-48	–
.0140"	C20-014-32-48	–
.0156"	C20-016-32-48	–
.0180"	C20-018-32-48	–
.0200"	C20-020-32-48	K20-020-32-48
.0230"	C20-023-32-48	K20-023-32-48
.0250"	C20-025-32-48	K20-025-32-48
.0280"	C20-028-32-48	K20-028-32-48
.0312"	C20-032-32-48	K20-032-32-48
.0350"	C20-035-32-48	K20-035-32-48
.0400"	C20-040-32-48	K20-040-32-48
.0468"	C20-045-32-48	K20-045-32-48
.0510"	C20-051-32-48	K20-051-32-48
.0625"	C20-062-32-48	K20-062-32-48
.0781"	C20-078-32-48	K20-078-32-48
.0937"	C20-092-32-48	K20-092-32-48
.1250"	C20-125-32-48	K20-125-32-48
.1562"	C20-156-32-48	K20-156-32-48
.1875"	C20-187-32-48	K20-187-32-48
.2500"	C20-250-32-48	K20-250-32-48

Any Saw Thickness Available

Solid carbide spacers and flanges for 2" saws are available with 1" arbor holes in diameters ranging from 1.250" to 1.900" and thicknesses from .004" to .250". Call for price and delivery.

2¼" Diameter 5/8" Arbor

Proper Max Depth of Cut:
Using AB Arbor = .575"
Using NAB Arbor = .5375"

Al Aluminum | Cu Copper | Mg Magnesium | Plastics Plastics | Composites | Brass Brass

Use if DOC is more than 5X saw thickness

28 TEETH

Saw Thickness	Standard Concavity	Double Concavity Alternative Tooth Chamfer 1" HUB Diameter
.0020"	C22-002-20-28	
.0040"	C22-004-20-28	
.0060"	C22-006-20-28	
.0080"	C22-008-20-28	
.0100"	C22-010-20-28	
.0120"	C22-012-20-28	–
.0140"	C22-014-20-28	–
.0156"	C22-016-20-28	–
.0180"	C22-018-20-28	–
.0200"	C22-020-20-28	K22-020-20-28
.0230"	C22-023-20-28	K22-023-20-28
.0250"	C22-025-20-28	K22-025-20-28
.0280"	C22-028-20-28	K22-028-20-28
.0312"	C22-032-20-28	K22-032-20-28
.0350"	C22-035-20-28	K22-035-20-28
.0400"	C22-040-20-28	K22-040-20-28
.0468"	C22-045-20-28	K22-045-20-28
.0510"	C22-051-20-28	K22-051-20-28
.0625"	C22-062-20-28	K22-062-20-28
.0781"	C22-078-20-28	K22-078-20-28
.0937"	C22-092-20-28	K22-092-20-28
.1250"	C22-125-20-28	K22-125-20-28
.1562"	C22-156-20-28	K22-156-20-28
.1875"	C22-187-20-28	K22-187-20-28
.2500"	C22-250-20-28	K22-250-20-28

Ti Titanium | Cast Iron Cast Iron | Steel Steel | Stainless Steel Stainless Steel | Super Alloys Super Alloys

Use if DOC is more than 5X saw thickness

56 TEETH

Saw Thickness	Standard Concavity	Double Concavity Alternative Tooth Chamfer 1" HUB Diameter
.0020"	C22-002-20-56	
.0040"	C22-004-20-56	
.0060"	C22-006-20-56	
.0080"	C22-008-20-56	
.0100"	C22-010-20-56	
.0120"	C22-012-20-56	–
.0140"	C22-014-20-56	–
.0156"	C22-016-20-56	–
.0180"	C22-018-20-56	–
.0200"	C22-020-20-56	K22-020-20-56
.0230"	C22-023-20-56	K22-023-20-56
.0250"	C22-025-20-56	K22-025-20-56
.0280"	C22-028-20-56	K22-028-20-56
.0312"	C22-032-20-56	K22-032-20-56
.0350"	C22-035-20-56	K22-035-20-56
.0400"	C22-040-20-56	K22-040-20-56
.0468"	C22-045-20-56	K22-045-20-56
.0510"	C22-051-20-56	K22-051-20-56
.0625"	C22-062-20-56	K22-062-20-56
.0781"	C22-078-20-56	K22-078-20-56
.0937"	C22-092-20-56	K22-092-20-56
.1250"	C22-125-20-56	K22-125-20-56
.1562"	C22-156-20-56	K22-156-20-56
.1875"	C22-187-20-56	K22-187-20-56
.2500"	C22-250-20-56	K22-250-20-56

Solid carbide spacers and flanges for 2-1/4" saws are available with 5/8" arbor holes in diameters ranging from .875" to 2.150" and thicknesses from .004" to .250". Call for price and delivery.

SAWS Solid Carbide

2½" Diameter 1" Arbor

Proper Max Depth of Cut:
Using AB Arbor = .450"
Using NAB Arbor = .460"

Al Aluminum | Cu Copper | Mg Magnesium | Plastics | Composites | Brass

Use if DOC is more than 5X saw thickness

28 TEETH

Saw Thickness	Standard Concavity	Double Concavity Alternative Tooth Chamfer 1-1/2" HUB Diameter
.0020"	C25-002-32-28	
.0040"	C25-004-32-28	
.0060"	C25-006-32-28	
.0080"	C25-008-32-28	
.0100"	C25-010-32-28	
.0120"	C25-012-32-28	–
.0140"	C25-014-32-28	–
.0156"	C25-016-32-28	–
.0180"	C25-018-32-28	–
.0200"	C25-020-32-28	K25-020-32-28
.0230"	C25-023-32-28	K25-023-32-28
.0250"	C25-025-32-28	K25-025-32-28
.0280"	C25-028-32-28	K25-028-32-28
.0312"	C25-032-32-28	K25-032-32-28
.0350"	C25-035-32-28	K25-035-32-28
.0400"	C25-040-32-28	K25-040-32-28
.0468"	C25-045-32-28	K25-045-32-28
.0510"	C25-051-32-28	K25-051-32-28
.0625"	C25-062-32-28	K25-062-32-28
.0781"	C25-078-32-28	K25-078-32-28
.0937"	C25-092-32-28	K25-092-32-28
.1250"	C25-125-32-28	K25-125-32-28
.1562"	C25-156-32-28	K25-156-32-28
.1875"	C25-187-32-28	K25-187-32-28
.2500"	C25-250-32-28	K25-250-32-28

Any Saw Thickness Available

Ti Titanium | Cast Iron | Steel | Stainless Steel | Super Alloys

Use if DOC is more than 5X saw thickness

56 TEETH

Saw Thickness	Standard Concavity	Double Concavity Alternative Tooth Chamfer 1-1/2" HUB Diameter
.0020"	C25-002-32-56	
.0040"	C25-004-32-56	
.0060"	C25-006-32-56	
.0080"	C25-008-32-56	
.0100"	C25-010-32-56	
.0120"	C25-012-32-56	–
.0140"	C25-014-32-56	–
.0156"	C25-016-32-56	–
.0180"	C25-018-32-56	–
.0200"	C25-020-32-56	K25-020-32-56
.0230"	C25-023-32-56	K25-023-32-56
.0250"	C25-025-32-56	K25-025-32-56
.0280"	C25-028-32-56	K25-028-32-56
.0312"	C25-032-32-56	K25-032-32-56
.0350"	C25-035-32-56	K25-035-32-56
.0400"	C25-040-32-56	K25-040-32-56
.0468"	C25-045-32-56	K25-045-32-56
.0510"	C25-051-32-56	K25-051-32-56
.0625"	C25-062-32-56	K25-062-32-56
.0781"	C25-078-32-56	K25-078-32-56
.0937"	C25-092-32-56	K25-092-32-56
.1250"	C25-125-32-56	K25-125-32-56
.1562"	C25-156-32-56	K25-156-32-56
.1875"	C25-187-32-56	K25-187-32-56
.2500"	C25-250-32-56	K25-250-32-56

Any Saw Thickness Available

Solid carbide spacers and flanges for 2-1/2" saws are available with 1" arbor holes in diameters ranging from 1.250" to 2.400" and thicknesses from .004" to .250". Call for price and delivery.

2¾" Diameter 1" Arbor

Proper Max Depth of Cut:
Using AB Arbor = .575"
Using NAB Arbor = .585"

Al Aluminum | Cu Copper | Mg Magnesium | Plastics | Composites | Brass

Use if DOC is more than 5X saw thickness

30 TEETH

Saw Thickness	Standard Concavity	Double Concavity Alternative Tooth Chamfer 1-1/2" HUB Diameter
.0020"	C27-002-32-30	
.0040"	C27-004-32-30	
.0060"	C27-006-32-30	
.0080"	C27-008-32-30	
.0100"	C27-010-32-30	
.0120"	C27-012-32-30	–
.0140"	C27-014-32-30	–
.0156"	C27-016-32-30	–
.0180"	C27-018-32-30	–
.0200"	C27-020-32-30	K27-020-32-30
.0230"	C27-023-32-30	K27-023-32-30
.0250"	C27-025-32-30	K27-025-32-30
.0280"	C27-028-32-30	K27-028-32-30
.0312"	C27-032-32-30	K27-032-32-30
.0350"	C27-035-32-30	K27-035-32-30
.0400"	C27-040-32-30	K27-040-32-30
.0468"	C27-045-32-30	K27-045-32-30
.0510"	C27-051-32-30	K27-051-32-30
.0625"	C27-062-32-30	K27-062-32-30
.0781"	C27-078-32-30	K27-078-32-30
.0937"	C27-092-32-30	K27-092-32-30
.1250"	C27-125-32-30	K27-125-32-30
.1562"	C27-156-32-30	K27-156-32-30
.1875"	C27-187-32-30	K27-187-32-30
.2500"	C27-250-32-30	K27-250-32-30

Ti Titanium | Cast Iron | Steel | Stainless Steel | Super Alloys

Use if DOC is more than 5X saw thickness

60 TEETH

Saw Thickness	Standard Concavity	Double Concavity Alternative Tooth Chamfer 1-1/2" HUB Diameter
.0020"	C27-002-32-60	
.0040"	C27-004-32-60	
.0060"	C27-006-32-60	
.0080"	C27-008-32-60	
.0100"	C27-010-32-60	
.0120"	C27-012-32-60	–
.0140"	C27-014-32-60	–
.0156"	C27-016-32-60	–
.0180"	C27-018-32-60	–
.0200"	C27-020-32-60	K27-020-32-60
.0230"	C27-023-32-60	K27-023-32-60
.0250"	C27-025-32-60	K27-025-32-60
.0280"	C27-028-32-60	K27-028-32-60
.0312"	C27-032-32-60	K27-032-32-60
.0350"	C27-035-32-60	K27-035-32-60
.0400"	C27-040-32-60	K27-040-32-60
.0468"	C27-045-32-60	K27-045-32-60
.0510"	C27-051-32-60	K27-051-32-60
.0625"	C27-062-32-60	K27-062-32-60
.0781"	C27-078-32-60	K27-078-32-60
.0937"	C27-092-32-60	K27-092-32-60
.1250"	C27-125-32-60	K27-125-32-60
.1562"	C27-156-32-60	K27-156-32-60
.1875"	C27-187-32-60	K27-187-32-60
.2500"	C27-250-32-60	K27-250-32-60

Solid carbide spacers and flanges for 2-3/4" saws are available with 1" arbor holes in diameters ranging from 1.250" to 2.65" and thicknesses from .004" to .250". Call for price and delivery.

Solid Carbide SAWS

3" Diameter 1" Arbor

Proper Max Depth of Cut:
Using AB Arbor = .700"
Using NAB Arbor = .710"

Al Aluminum | Cu Copper | Mg Magnesium | Plastics Plastics | Composites | Brass Brass

Use if DOC is more than 5X saw thickness

30 TEETH

Saw Thickness	Standard Concavity	Double Concavity Alternative Tooth Chamfer 1-1/2" HUB Diameter
.0020"	C30-002-32-30	
.0040"	C30-004-32-30	
.0060"	C30-006-32-30	
.0080"	C30-008-32-30	
.0100"	C30-010-32-30	
.0120"	C30-012-32-30	–
.0140"	C30-014-32-30	–
.0156"	C30-016-32-30	–
.0180"	C30-018-32-30	–
.0200"	C30-020-32-30	K30-020-32-30
.0230"	C30-023-32-30	K30-023-32-30
.0250"	C30-025-32-30	K30-025-32-30
.0280"	C30-028-32-30	K30-028-32-30
.0312"	C30-032-32-30	K30-032-32-30
.0350"	C30-035-32-30	K30-035-32-30
.0400"	C30-040-32-30	K30-040-32-30
.0468"	C30-045-32-30	K30-045-32-30
.0510"	C30-051-32-30	K30-051-32-30
.0625"	C30-062-32-30	K30-062-32-30
.0781"	C30-078-32-30	K30-078-32-30
.0937"	C30-092-32-30	K30-092-32-30
.1250"	C30-125-32-30	K30-125-32-30
.1562"	C30-156-32-30	K30-156-32-30
.1875"	C30-187-32-30	K30-187-32-30
.2500"	C30-250-32-30	K30-250-32-30

Any Saw Thickness Available

Ti Titanium | Cast Iron Cast Iron | Steel Steel | Stainless Steel Stainless Steel | Super Alloys Super Alloys

Use if DOC is more than 5X saw thickness

60 TEETH

Saw Thickness	Standard Concavity	Double Concavity Alternative Tooth Chamfer 1-1/2" HUB Diameter
.0020"	C30-002-32-60	
.0040"	C30-004-32-60	
.0060"	C30-006-32-60	
.0080"	C30-008-32-60	
.0100"	C30-010-32-60	
.0120"	C30-012-32-60	–
.0140"	C30-014-32-60	–
.0156"	C30-016-32-60	–
.0180"	C30-018-32-60	–
.0200"	C30-020-32-60	K30-020-32-60
.0230"	C30-023-32-60	K30-023-32-60
.0250"	C30-025-32-60	K30-025-32-60
.0280"	C30-028-32-60	K30-028-32-60
.0312"	C30-032-32-60	K30-032-32-60
.0350"	C30-035-32-60	K30-035-32-60
.0400"	C30-040-32-60	K30-040-32-60
.0468"	C30-045-32-60	K30-045-32-60
.0510"	C30-051-32-60	K30-051-32-60
.0625"	C30-062-32-60	K30-062-32-60
.0781"	C30-078-32-60	K30-078-32-60
.0937"	C30-092-32-60	K30-092-32-60
.1250"	C30-125-32-60	K30-125-32-60
.1562"	C30-156-32-60	K30-156-32-60
.1875"	C30-187-32-60	K30-187-32-60
.2500"	C30-250-32-60	K30-250-32-60

Any Saw Thickness Available

Solid carbide spacers and flanges for 3" saws are available with 1" arbor holes in diameters ranging from 1.250" to 2.900" and thicknesses from .006" to .250". Call for price and delivery.

4" Diameter 1" Arbor

Proper Max Depth of Cut:
Using AB Arbor = 1.200"
Using NAB Arbor = 1.210"

Al Aluminum | Cu Copper | Mg Magnesium | Plastics Plastics | Composites | Brass Brass

Use if DOC is more than 5X saw thickness

36 TEETH

Saw Thickness	Standard Concavity	Double Concavity Alternative Tooth Chamfer 1-1/2" HUB Diameter
.0020"	C40-002-32-36	
.0040"	C40-004-32-36	
.0060"	C40-006-32-36	
.0080"	C40-008-32-36	
.0100"	C40-010-32-36	
.0120"	C40-012-32-36	–
.0140"	C40-014-32-36	–
.0156"	C40-016-32-36	–
.0180"	C40-018-32-36	–
.0200"	C40-020-32-36	K40-020-32-36
.0230"	C40-023-32-36	K40-023-32-36
.0250"	C40-025-32-36	K40-025-32-36
.0280"	C40-028-32-36	K40-028-32-36
.0312"	C40-032-32-36	K40-032-32-36
.0350"	C40-035-32-36	K40-035-32-36
.0400"	C40-040-32-36	K40-040-32-36
.0468"	C40-045-32-36	K40-045-32-36
.0510"	C40-051-32-36	K40-051-32-36
.0625"	C40-062-32-36	K40-062-32-36
.0781"	C40-078-32-36	K40-078-32-36
.0937"	C40-092-32-36	K40-092-32-36
.1250"	C40-125-32-36	K40-125-32-36
.1562"	C40-156-32-36	K40-156-32-36
.1875"	C40-187-32-36	K40-187-32-36
.2500"	C40-250-32-36	K40-250-32-36

Ti Titanium | Cast Iron Cast Iron | Steel Steel | Stainless Steel Stainless Steel | Super Alloys Super Alloys

Use if DOC is more than 5X saw thickness

72 TEETH

Saw Thickness	Standard Concavity	Double Concavity Alternative Tooth Chamfer 1-1/2" HUB Diameter
.0020"	C40-002-32-72	
.0040"	C40-004-32-72	
.0060"	C40-006-32-72	
.0080"	C40-008-32-72	
.0100"	C40-010-32-72	
.0120"	C40-012-32-72	–
.0140"	C40-014-32-72	–
.0156"	C40-016-32-72	–
.0180"	C40-018-32-72	–
.0200"	C40-020-32-72	K40-020-32-72
.0230"	C40-023-32-72	K40-023-32-72
.0250"	C40-025-32-72	K40-025-32-72
.0280"	C40-028-32-72	K40-028-32-72
.0312"	C40-032-32-72	K40-032-32-72
.0350"	C40-035-32-72	K40-035-32-72
.0400"	C40-040-32-72	K40-040-32-72
.0468"	C40-045-32-72	K40-045-32-72
.0510"	C40-051-32-72	K40-051-32-72
.0625"	C40-062-32-72	K40-062-32-72
.0781"	C40-078-32-72	K40-078-32-72
.0937"	C40-092-32-72	K40-092-32-72
.1250"	C40-125-32-72	K40-125-32-72
.1562"	C40-156-32-72	K40-156-32-72
.1875"	C40-187-32-72	K40-187-32-72
.2500"	C40-250-32-72	K40-250-32-72

Solid carbide spacers and flanges for 4" saws are available with 1" arbor holes in diameters ranging from 1.250" to 3.900" and thicknesses from .006" to .250". Call for price and delivery.

SAWS Solid Carbide

20 mm Diameter 5 mm Arbor

Proper Max Depth of Cut: Using MSA Arbor = 3.5 mm

Al Aluminum | Cu Copper | Mg Magnesium | Plastics | Composites | Brass

Use if DOC is more than 5X saw thickness

10 TEETH METRIC		Double Concavity Alternative Tooth Chamfer 12mm HUB Diameter
Saw Thickness	Standard Concavity	
.05 mm	M20-005-05-10	
.10 mm	M20-010-05-10	
.15 mm	M20-015-05-10	
.20 mm	M20-020-05-10	
.40 mm	M20-040-05-10	
.60 mm	M20-060-05-10	MK20-060-05-10
1.00 mm	M20-100-05-10	MK20-100-05-10
1.20 mm	M20-120-05-10	MK20-120-05-10
1.60 mm	M20-160-05-10	MK20-160-05-10
2.00 mm	M20-200-05-10	MK20-200-05-10
2.50 mm	M20-250-05-10	MK20-250-05-10
3.00 mm	M20-300-05-10	MK20-300-05-10
4.00 mm	M20-400-05-10	MK20-400-05-10
5.00 mm	M20-500-05-10	MK20-500-05-10
6.00 mm	M20-600-05-10	MK20-600-05-10

Any Saw Thickness Available

Ti Titanium | Cast Iron | Steel | Stainless Steel | Super Alloys

Use if DOC is more than 5X saw thickness

20 TEETH METRIC		Double Concavity Alternative Tooth Chamfer 12mm HUB Diameter
Saw Thickness	Standard Concavity	
.05 mm	M20-005-05-20	
.10 mm	M20-010-05-20	
.15 mm	M20-015-05-20	
.20 mm	M20-020-05-20	
.40 mm	M20-040-05-20	
.60 mm	M20-060-05-20	MK20-060-05-20
1.00 mm	M20-100-05-20	MK20-100-05-20
1.20 mm	M20-120-05-20	MK20-120-05-20
1.60 mm	M20-160-05-20	MK20-160-05-20
2.00 mm	M20-200-05-20	MK20-200-05-20
2.50 mm	M20-250-05-20	MK20-250-05-20
3.00 mm	M20-300-05-20	MK20-300-05-20
4.00 mm	M20-400-05-20	MK20-400-05-20
5.00 mm	M20-500-05-20	MK20-500-05-20
6.00 mm	M20-600-05-20	MK20-600-05-20

Solid carbide spacers and flanges available. See back of Saws section.

25 mm Diameter 8 mm Arbor

Proper Max Depth of Cut: Using MSA Arbor = 4.0 mm

Al Aluminum | Cu Copper | Mg Magnesium | Plastics | Composites | Brass

Use if DOC is more than 5X saw thickness

12 TEETH METRIC		Double Concavity Alternative Tooth Chamfer 16mm HUB Diameter
Saw Thickness	Standard Concavity	
.05 mm	M25-005-08-12	
.10 mm	M25-010-08-12	
.15 mm	M25-015-08-12	
.20 mm	M25-020-08-12	
.40 mm	M25-040-08-12	
.60 mm	M25-060-08-12	MK25-060-08-12
1.00 mm	M25-100-08-12	MK25-100-08-12
1.20 mm	M25-120-08-12	MK25-120-08-12
1.60 mm	M25-160-08-12	MK25-160-08-12
2.00 mm	M25-200-08-12	MK25-200-08-12
2.50 mm	M25-250-08-12	MK25-250-08-12
3.00 mm	M25-300-08-12	MK25-300-08-12
4.00 mm	M25-400-08-12	MK25-400-08-12
5.00 mm	M25-500-08-12	MK25-500-08-12
6.00 mm	M25-600-08-12	MK25-600-08-12

Ti Titanium | Cast Iron | Steel | Stainless Steel | Super Alloys

Use if DOC is more than 5X saw thickness

24 TEETH METRIC		Double Concavity Alternative Tooth Chamfer 16mm HUB Diameter
Saw Thickness	Standard Concavity	
.05 mm	M25-005-08-24	
.10 mm	M25-010-08-24	
.15 mm	M25-015-08-24	
.20 mm	M25-020-08-24	
.40 mm	M25-040-08-24	
.60 mm	M25-060-08-24	MK25-060-08-24
1.00 mm	M25-100-08-24	MK25-100-08-24
1.20 mm	M25-120-08-24	MK25-120-08-24
1.60 mm	M25-160-08-24	MK25-160-08-24
2.00 mm	M25-200-08-24	MK25-200-08-24
2.50 mm	M25-250-08-24	MK25-250-08-24
3.00 mm	M25-300-08-24	MK25-300-08-24
4.00 mm	M25-400-08-24	MK25-400-08-24
5.00 mm	M25-500-08-24	MK25-500-08-24
6.00 mm	M25-600-08-24	MK25-600-08-24

Solid carbide spacers and flanges available. See back of Saws section.

See Price Sheet for Quantity Discount

Info on Page 108

Solid Carbide SAWS

Any Saw Thickness Available

32 mm Diameter 8 mm Arbor

Proper Max Depth of Cut: Using MSA Arbor = 7.5 mm

Al Aluminum | Cu Copper | Mg Magnesium | Plastics | Composites | Brass

Use if DOC is more than 5X saw thickness

16 TEETH METRIC		Double Concavity Alternative Tooth Chamfer 16mm HUB Diameter
Saw Thickness	Standard Concavity	
.10 mm	M32-010-08-16	–
.15 mm	M32-015-08-16	–
.20 mm	M32-020-08-16	–
.40 mm	M32-040-08-16	–
.60 mm	M32-060-08-16	MK32-060-08-16
1.00 mm	M32-100-08-16	MK32-100-08-16
1.20 mm	M32-120-08-16	MK32-120-08-16
1.60 mm	M32-160-08-16	MK32-160-08-16
2.00 mm	M32-200-08-16	MK32-200-08-16
2.50 mm	M32-250-08-16	MK32-250-08-16
3.00 mm	M32-300-08-16	MK32-300-08-16
4.00 mm	M32-400-08-16	MK32-400-08-16
5.00 mm	M32-500-08-16	MK32-500-08-16
6.00 mm	M32-600-08-16	MK32-600-08-16

Ti Titanium | Cast Iron | Steel | Stainless Steel | Super Alloys

Use if DOC is more than 5X saw thickness

36 TEETH METRIC		Double Concavity Alternative Tooth Chamfer 16mm HUB Diameter
Saw Thickness	Standard Concavity	
.10 mm	M32-010-08-36	–
.15 mm	M32-015-08-36	–
.20 mm	M32-020-08-36	–
.40 mm	M32-040-08-36	–
.60 mm	M32-060-08-36	MK32-060-08-36
1.00 mm	M32-100-08-36	MK32-100-08-36
1.20 mm	M32-120-08-36	MK32-120-08-36
1.60 mm	M32-160-08-36	MK32-160-08-36
2.00 mm	M32-200-08-36	MK32-200-08-36
2.50 mm	M32-250-08-36	MK32-250-08-36
3.00 mm	M32-300-08-36	MK32-300-08-36
4.00 mm	M32-400-08-36	MK32-400-08-36
5.00 mm	M32-500-08-36	MK32-500-08-36
6.00 mm	M32-600-08-36	MK32-600-08-36



Solid carbide spacers and flanges available. See back of Saws section.

40 mm Diameter 10 mm Arbor

Proper Max Depth of Cut: Using MSA Arbor = 10.5 mm

Al Aluminum | Cu Copper | Mg Magnesium | Plastics | Composites | Brass

Use if DOC is more than 5X saw thickness

16 TEETH METRIC		Double Concavity Alternative Tooth Chamfer 18mm HUB Diameter
Saw Thickness	Standard Concavity	
.10 mm	M40-010-10-16	–
.15 mm	M40-015-10-16	–
.20 mm	M40-020-10-16	–
.40 mm	M40-040-10-16	–
.60 mm	M40-060-10-16	MK40-060-10-16
1.00 mm	M40-100-10-16	MK40-100-10-16
1.20 mm	M40-120-10-16	MK40-120-10-16
1.60 mm	M40-160-10-16	MK40-160-10-16
2.00 mm	M40-200-10-16	MK40-200-10-16
2.50 mm	M40-250-10-16	MK40-250-10-16
3.00 mm	M40-300-10-16	MK40-300-10-16
4.00 mm	M40-400-10-16	MK40-400-10-16
5.00 mm	M40-500-10-16	MK40-500-10-16
6.00 mm	M40-600-10-16	MK40-600-10-16

Ti Titanium | Cast Iron | Steel | Stainless Steel | Super Alloys

Use if DOC is more than 5X saw thickness

36 TEETH METRIC		Double Concavity Alternative Tooth Chamfer 18mm HUB Diameter
Saw Thickness	Standard Concavity	
.10 mm	M40-010-10-36	–
.15 mm	M40-015-10-36	–
.20 mm	M40-020-10-36	–
.40 mm	M40-040-10-36	–
.60 mm	M40-060-10-36	MK40-060-10-36
1.00 mm	M40-100-10-36	MK40-100-10-36
1.20 mm	M40-120-10-36	MK40-120-10-36
1.60 mm	M40-160-10-36	MK40-160-10-36
2.00 mm	M40-200-10-36	MK40-200-10-36
2.50 mm	M40-250-10-36	MK40-250-10-36
3.00 mm	M40-300-10-36	MK40-300-10-36
4.00 mm	M40-400-10-36	MK40-400-10-36
5.00 mm	M40-500-10-36	MK40-500-10-36
6.00 mm	M40-600-10-36	MK40-600-10-36



Solid carbide spacers and flanges available. See back of Saws section.

SAWS Solid Carbide

Any Saw Thickness Available

50 mm Diameter 13 mm Arbor

Proper Max Depth of Cut: MSA Arbor = 14.5 mm

Al Aluminum | Cu Copper | Mg Magnesium | Plastics | Composites | Brass

Use if DOC is more than 5X saw thickness

24 TEETH METRIC		Double Concavity Alternative Tooth Chamfer 20mm HUB Diameter
Saw Thickness	Standard Concavity	
.15 mm	M50-015-13-24	–
.20 mm	M50-020-13-24	–
.40 mm	M50-040-13-24	–
.60 mm	M50-060-13-24	MK50-060-13-24
1.00 mm	M50-100-13-24	MK50-100-13-24
1.20 mm	M50-120-13-24	MK50-120-13-24
1.60 mm	M50-160-13-24	MK50-160-13-24
2.00 mm	M50-200-13-24	MK50-200-13-24
2.50 mm	M50-250-13-24	MK50-250-13-24
3.00 mm	M50-300-13-24	MK50-300-13-24
4.00 mm	M50-400-13-24	MK50-400-13-24
5.00 mm	M50-500-13-24	MK50-500-13-24
6.00 mm	M50-600-13-24	MK50-600-13-24

Ti Titanium | Cast Iron | Steel | Stainless Steel | Super Alloys

Use if DOC is more than 5X saw thickness

48 TEETH METRIC		Double Concavity Alternative Tooth Chamfer 20mm HUB Diameter
Saw Thickness	Standard Concavity	
.15 mm	M50-015-13-48	–
.20 mm	M50-020-13-48	–
.40 mm	M50-040-13-48	–
.60 mm	M50-060-13-48	MK50-060-13-48
1.00 mm	M50-100-13-48	MK50-100-13-48
1.20 mm	M50-120-13-48	MK50-120-13-48
1.60 mm	M50-160-13-48	MK50-160-13-48
2.00 mm	M50-200-13-48	MK50-200-13-48
2.50 mm	M50-250-13-48	MK50-250-13-48
3.00 mm	M50-300-13-48	MK50-300-13-48
4.00 mm	M50-400-13-48	MK50-400-13-48
5.00 mm	M50-500-13-48	MK50-500-13-48
6.00 mm	M50-600-13-48	MK50-600-13-48

Solid carbide spacers and flanges available. See back of Saws section.

63 mm Diameter 16 mm Arbor

Proper Max Depth of Cut: MSA Arbor = 18.5 mm

Al Aluminum | Cu Copper | Mg Magnesium | Plastics | Composites | Brass

Use if DOC is more than 5X saw thickness

28 TEETH METRIC		Double Concavity Alternative Tooth Chamfer 25mm HUB Diameter
Saw Thickness	Standard Concavity	
.15 mm	M63-015-16-28	–
.20 mm	M63-020-16-28	–
.40 mm	M63-040-16-28	–
.60 mm	M63-060-16-28	MK63-060-16-28
1.00 mm	M63-100-16-28	MK63-100-16-28
1.20 mm	M63-120-16-28	MK63-120-16-28
1.60 mm	M63-160-16-28	MK63-160-16-28
2.00 mm	M63-200-16-28	MK63-200-16-28
2.50 mm	M63-250-16-28	MK63-250-16-28
3.00 mm	M63-300-16-28	MK63-300-16-28
4.00 mm	M63-400-16-28	MK63-400-16-28
5.00 mm	M63-500-16-28	MK63-500-16-28
6.00 mm	M63-600-16-28	MK63-600-16-28

Ti Titanium | Cast Iron | Steel | Stainless Steel | Super Alloys

Use if DOC is more than 5X saw thickness

56 TEETH METRIC		Double Concavity Alternative Tooth Chamfer 25mm HUB Diameter
Saw Thickness	Standard Concavity	
.15 mm	M63-015-16-56	–
.20 mm	M63-020-16-56	–
.40 mm	M63-040-16-56	–
.60 mm	M63-060-16-56	MK63-060-16-56
1.00 mm	M63-100-16-56	MK63-100-16-56
1.20 mm	M63-120-16-56	MK63-120-16-56
1.60 mm	M63-160-16-56	MK63-160-16-56
2.00 mm	M63-200-16-56	MK63-200-16-56
2.50 mm	M63-250-16-56	MK63-250-16-56
3.00 mm	M63-300-16-56	MK63-300-16-56
4.00 mm	M63-400-16-56	MK63-400-16-56
5.00 mm	M63-500-16-56	MK63-500-16-56
6.00 mm	M63-600-16-56	MK63-600-16-56

Solid carbide spacers and flanges available. See back of Saws section.

Solid Carbide SAWS

Any Saw Thickness Available

80 mm Diameter 22 mm Arbor

Proper Max Depth of Cut: MSA Arbor = 24.5 mm

Al Aluminum · Cu Copper · Mg Magnesium · Plastics · Composites · Brass

Use if DOC is more than 5X saw thickness

30 TEETH METRIC		Double Concavity Alternative Tooth Chamfer 35mm HUB Diameter
Saw Thickness	Standard Concavity	
.20 mm	M80-020-22-30	–
.40 mm	M80-040-22-30	–
.60 mm	M80-060-22-30	MK80-060-22-30
1.00 mm	M80-100-22-30	MK80-100-22-30
1.20 mm	M80-120-22-30	MK80-120-22-30
1.60 mm	M80-160-22-30	MK80-160-22-30
2.00 mm	M80-200-22-30	MK80-200-22-30
2.50 mm	M80-250-22-30	MK80-250-22-30
3.00 mm	M80-300-22-30	MK80-300-22-30
4.00 mm	M80-400-22-30	MK80-400-22-30
5.00 mm	M80-500-22-30	MK80-500-22-30
6.00 mm	M80-600-22-30	MK80-600-22-30

Ti Titanium · Cast Iron · Steel · Stainless Steel · Super Alloys

Use if DOC is more than 5X saw thickness

60 TEETH METRIC		Double Concavity Alternative Tooth Chamfer 35mm HUB Diameter
Saw Thickness	Standard Concavity	
.20 mm	M80-020-22-60	–
.40 mm	M80-040-22-60	–
.60 mm	M80-060-22-60	MK80-060-22-60
1.00 mm	M80-100-22-60	MK80-100-22-60
1.20 mm	M80-120-22-60	MK80-120-22-60
1.60 mm	M80-160-22-60	MK80-160-22-60
2.00 mm	M80-200-22-60	MK80-200-22-60
2.50 mm	M80-250-22-60	MK80-250-22-60
3.00 mm	M80-300-22-60	MK80-300-22-60
4.00 mm	M80-400-22-60	MK80-400-22-60
5.00 mm	M80-500-22-60	MK80-500-22-60
6.00 mm	M80-600-22-60	MK80-600-22-60

Solid carbide spacers and flanges available. See back of Saws section.

100 mm Diameter 22 mm Arbor

Proper Max Depth of Cut: MSA Arbor = 34.5 mm

Al Aluminum · Cu Copper · Mg Magnesium · Plastics · Composites · Brass

Use if DOC is more than 5X saw thickness

36 TEETH METRIC		Double Concavity Alternative Tooth Chamfer 35mm HUB Diameter
Saw Thickness	Standard Concavity	
.20 mm	M100-020-22-36	–
.40 mm	M100-040-22-36	–
.60 mm	M100-060-22-36	MK100-060-22-36
1.00 mm	M100-100-22-36	MK100-100-22-36
1.20 mm	M100-120-22-36	MK100-120-22-36
1.60 mm	M100-160-22-36	MK100-160-22-36
2.00 mm	M100-200-22-36	MK100-200-22-36
2.50 mm	M100-250-22-36	MK100-250-22-36
3.00 mm	M100-300-22-36	MK100-300-22-36
4.00 mm	M100-400-22-36	MK100-400-22-36
5.00 mm	M100-500-22-36	MK100-500-22-36
6.00 mm	M100-600-22-36	MK100-600-22-36

Ti Titanium · Cast Iron · Steel · Stainless Steel · Super Alloys

Use if DOC is more than 5X saw thickness

72 TEETH METRIC		Double Concavity Alternative Tooth Chamfer 35mm HUB Diameter
Saw Thickness	Standard Concavity	
.20 mm	M100-020-22-72	–
.40 mm	M100-040-22-72	–
.60 mm	M100-060-22-72	MK100-060-22-72
1.00 mm	M100-100-22-72	MK100-100-22-72
1.20 mm	M100-120-22-72	MK100-120-22-72
1.60 mm	M100-160-22-72	MK100-160-22-72
2.00 mm	M100-200-22-72	MK100-200-22-72
2.50 mm	M100-250-22-72	MK100-250-22-72
3.00 mm	M100-300-22-72	MK100-300-22-72
4.00 mm	M100-400-22-72	MK100-400-22-72
5.00 mm	M100-500-22-72	MK100-500-22-72
6.00 mm	M100-600-22-72	MK100-600-22-72

Solid carbide spacers and flanges available. See back of Saws section.

SAWS Arbors & Flanges for Saws



AB Arbors

Arbor Size	Shank Diameter	Flange Diameter	Cap Length	Shank & Flange Length	Cap Thickness	Screw Size (Included)	Hex Key Size (Included)	Part Number
1/4"	1/2"	1/2"	3/8"	2-7/8"	3/16"	8-32 × 1" Flat head Socket head cap screw	3/32"	AB-250
3/8"	1/2"	5/8"	3/8"	2-7/8"	1/4"	10-32 × 1.5" Flat head Socket head cap screw	1/8"	AB-375
1/2"	1/2"	3/4"	1/2"	2-7/8"	1/4"	1/4-20 × 1.5" Socket head cap screw	5/32"	AB-500
5/8"	3/4"	1"	7/8"	4"	1/4"	1/4-20 × 2" Socket head cap screw	3/16"	AB-625
7/8"	3/4"	1-1/4"	1"	4"	1/4"	5/16-18 × 2.5" Socket head cap screw	1/4"	AB-875
1"	3/4"	1-1/2"	1"	4"	1/4"	5/16-18 × 2.5" Socket head cap screw	1/4"	AB-1000
1"	1"	1-1/2"	1"	5"	1/4"	5/16-18 × 2.5" Socket head cap screw	1/4"	AB-1000-1
1-1/4"	1"	1-3/4"	1-3/8"	5"	1/4"	1/2-13 × 3" Socket head cap screw	3/8"	AB-1250

MSA Arbors METRIC

Arbor Size	Shank Diameter	Flange Diameter	Cap Length	Shank & Flange Length	Cap Thickness	Screw Size (Included)	Hex Key Size (Included)	Part Number
5mm	12mm	12mm	10mm	75mm	4.5mm	M3 × 25 Flat head Socket head cap screw	2mm	MSA-05
8mm	12mm	16mm	10mm	75mm	6mm	M3 × 25 Flat head Socket head cap screw	2mm	MSA-08
10mm	12mm	18mm	10mm	75mm	6mm	M5 × 30 Flat head Socket head cap screw	3mm	MSA-10
13mm	12mm	20mm	10mm	75mm	6mm	M5 × 30 Flat head Socket head cap screw	3mm	MSA-13
16mm	16mm	25mm	22mm	100mm	6mm	M5 × 45 Flat head Socket head cap screw	4mm	MSA-16
22mm	20mm	35mm	22mm	100mm	6mm	M6 × 45 Flat head Socket head cap screw	5mm	MSA-22

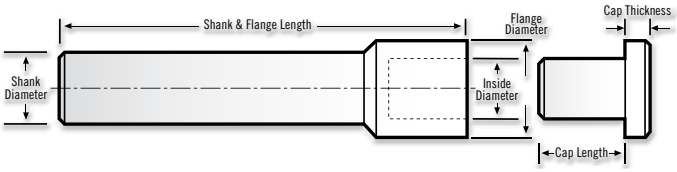

AB Arbor Tolerances
Inside Dia. = +.0001/+.0003"
Flange Dia. = ±.003"
Shank Dia. = –.0001/–.0003"
OAL = ±.060"
Cap Dia. = +.0000/–.0002"
Cap Length = +.060/–.000"
Cap Thickness = +.060/–.000"

MSA Arbor Tolerances
Inside Dia. = +.005/+.008mm
Flange Dia. = ±.076mm
Shank Dia. = –.0025/–.0076mm
OAL = ±1.5mm
Cap Dia. = +.0000/–.005mm
Cap Length = +1.5/–.000mm
Cap Thickness = +1.5/–.000mm

Inside Diameter concentric to Shank Diameter within .005 mm

Notes:
Total thickness of saws/spacers should not exceed 50% of LOC dimension.

Arbor caps with longer Cap Length dimension available.

NEW! 15X Gripping Force

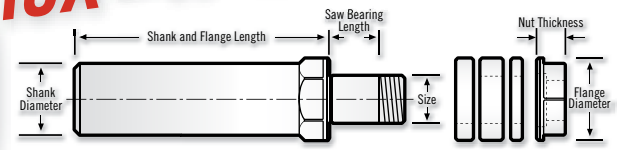

NAB Arbors

Arbor Size	Shank Diameter	Flange Diameter	Saw Bearing Length	Shank & Flange Length	Nut Thickness	Spacers Included	Part Number Without Keyway	Part Number With Keyway
.25"	.5"	0.57"	0.26"	2.2"	.250"	.0625" .125" .1875"	NAB-250	–
0.375"	.625"	0.71"	.375"	2.4"	.280"	.0625" .125" .1875"	NAB-375	–
.5"	.75"	0.855"	.5"	3.0"	.325"	.0625" .1875" .25"	NAB-500	–
.625"	.875"	1.075"	.5"	3.15"	.390"	.0625" .1875" .25"	–	NAB-625
.75"	1.0"	1.215"	.5"	3.4"	.440"	.0625" .1875" .25"	–	NAB-750
.875"	1.0"	1.434"	.5"	3.4"	.440"	.0625" .1875" .25"	–	NAB-875
1.0"	1.0"	1.48"	.5"	3.5"	.440"	.0625" .1875" .25"	–	NAB-1000
1.25"	1-1/4"	2"	.5"	3.5"	.440"	.0625" .1875" .25"	–	NAB-1250

FLANGES (Any diameter between 2–4")

Flange Diameter	Flange Part Number
1.75–2"	FLANGES-2
2.125–2.5"	FLANGES-2.5
2.5–3"	FLANGES-3
3–3.5"	FLANGES-3.5
3.5–4"	FLANGES-4

Flange Tolerances

Steel flanges are heat treated and ground flat and parallel within plus or minus .00005". All steel flanges have 1" arbor hole. Steel flanges are custom ground as to diameter. Please specify exact diameter (see range).

Carbide spacers available.

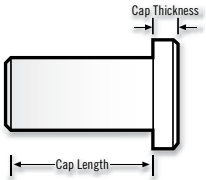

CAPS Standard Length Replacements

Arbor Number	Cap Length	Screw Size (Included)	Hex Key Size	Standard Cap Part Number
AB-250	3/8"	8-32 × 1" Flat head Socket head cap screw	3/32"	CP-AB-250
AB-375	3/8"	10-32 × 1.5" Flat head Socket head cap screw	1/8"	CP-AB-375
AB-500	1/2"	1/4-20 × 1.5" Socket head cap screw	5/32"	CP-AB-500
AB-625	7/8"	1/4-20 × 2" Socket head cap screw	3/16"	CP-AB-625
AB-875	1"	5/16-18 × 2.5" Socket head cap screw	1/4"	CP-AB-875
AB-1000	1"	5/16-18 × 2.5" Socket head cap screw	1/4"	CP-AB-1000
AB-1000-1	1"	5/16-18 × 2.5" Socket head cap screw	1/4"	CP-AB-1000



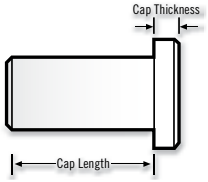

NEW!

CAPS Extended Length Replacements

Arbor Number	Cap Length	Screw Size (Included)	Hex Key Size	Extended Cap Part Number
AB-250	3/4"	8-32 × 1.5" Flat head Socket head cap screw	3/32"	XCP-AB-250
AB-375	7/8"	10-32 × 2" Flat head Socket head cap screw	1/8"	XCP-AB-375
AB-500	3/4"	1/4-20 × 1.75" Socket head cap screw	5/32"	XCP-AB-500
AB-625	1-3/4"	1/4-20 × 2.5" Socket head cap screw	3/16"	XCP-AB-625
AB-875	2"	5/16-18 × 3" Socket head cap screw	1/4"	XCP-AB-875
AB-1000	2"	5/16-18 × 3" Socket head cap screw	1/4"	XCP-AB-1000
AB-1000-1	2"	5/16-18 × 3" Socket head cap screw	1/4"	XCP-AB-1000



Special Gang Carbide Spacers Available!